


## WOOD TABLE TOP AND LEG COLORS



**Clear Maple**  
FCW1



**Medium Cherry**  
FCW2




**Amber Mahogany**  
FCW3



**Espresso**  
FCW4

## SOLID SURFACE TABLE TOP COLOR




**Designer White**  
TSS2


## LAMINATE AND POLYMER EDGE COLORS




**Fusion Maple**  
TL1 (Laminate)  
TP1 (Polymer Edge)




**Foothill Pear**  
TL6 (Laminate)  
TP6 (Polymer Edge)




**Huntington Maple**  
TL2 (Laminate)  
TP2 (Polymer Edge)



**Shaker Cherry**  
TL5 (Laminate)  
TP5 (Mocha Polymer Edge)



**Brighton Walnut**  
TL7 (Laminate)  
TP7 (Polymer Edge)




**Cafelle**  
TL4 (Laminate)  
TP4 (Polymer Edge)



**Khaki Brown**  
TL9 (Laminate)  
TP9 (Polymer Edge)



**Slate**  
TL10 (Laminate)  
TP10 (Polymer Edge)



**Black**  
TL12 (Laminate)  
TP12 (Polymer Edge)

To select laminates which pair with standard stain colors on Aviera, use the following combinations:


**Foothill Pear (TL06)** Laminate goes with Clear Maple (FCW1) stain

**Shaker Cherry (TL5)** Laminate goes with Medium Cherry (FCW2) stain

**Brighton Walnut (TL7)** Laminate goes with Amber Mahogany (FCW3) stain

**Black (TL12)** Laminate goes with Espresso (FCW4) stain

## METAL LEG COLORS



**Silver Metallic**  
FCM1



**Taupe**  
FCM3



**Graphite**  
FCM2

To order color samples, please visit [sitonit.net](http://sitonit.net) or contact your local IDEON representative. Please note there may be slight variations in color and finish between these samples and the actual product.